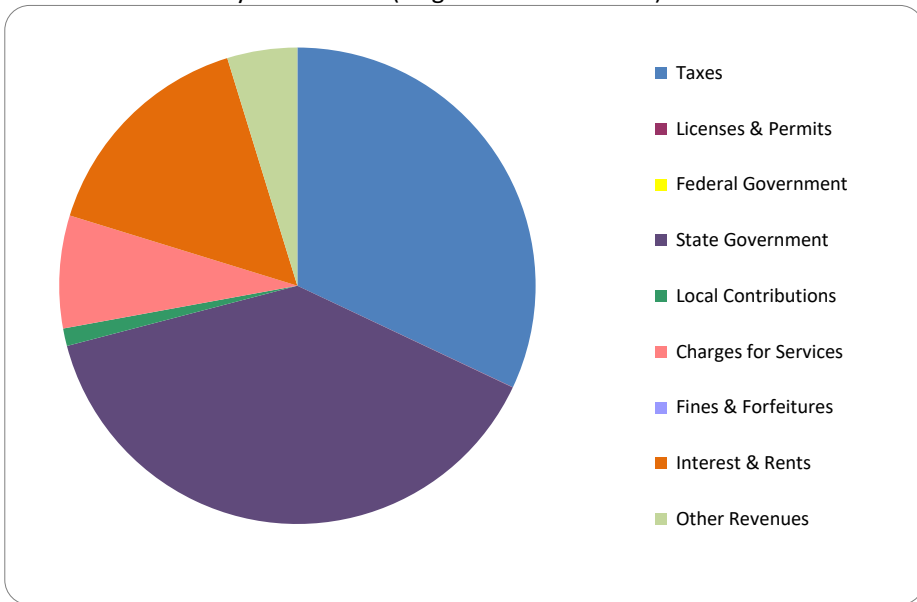


**CITIZEN'S GUIDE TO LOCAL UNIT FINANCES - CITY OF CASPIAN (362010)**

**REVENUES**

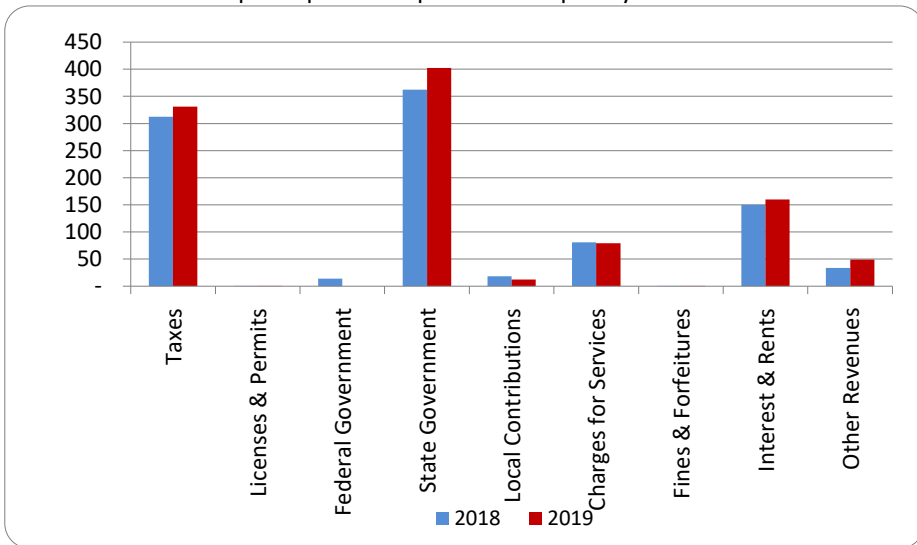
**1. Where our money comes from (all governmental funds)**



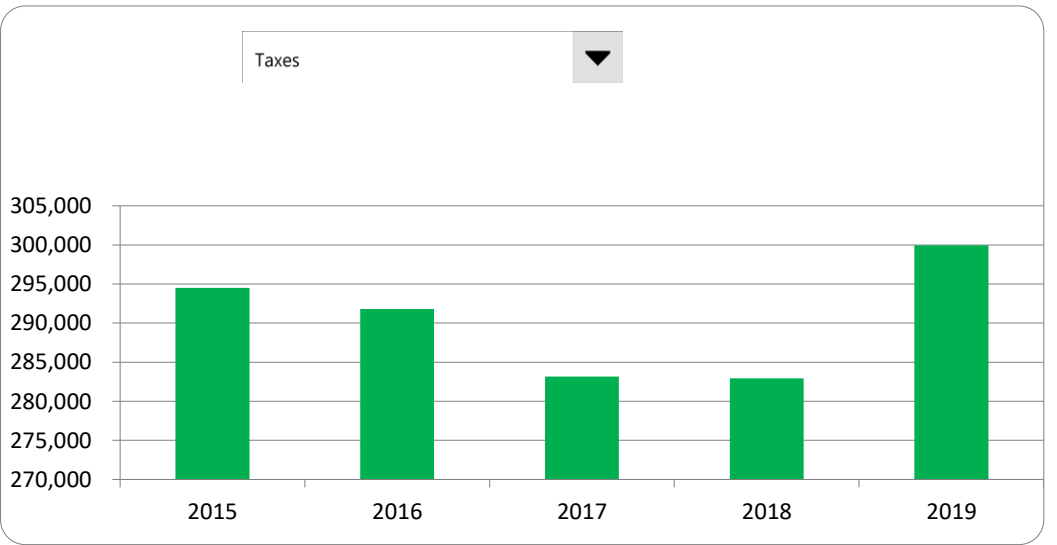
**2. Compared to the prior year**

	<u>2018</u>	<u>2019</u>	<u>% change</u>
Taxes	\$ 282,928	\$ 299,940	6.01%
Licenses & Permits	200	175	-12.50%
Federal Government	12,808	-	-100.00%
State Government	328,388	364,574	11.02%
Local Contributions	16,401	11,164	-31.93%
Charges for Services	73,085	71,589	-2.05%
Fines & Forfeitures	46	24	-47.83%
Interest & Rents	135,863	145,043	6.76%
Other Revenues	30,588	44,578	45.74%
<b>Total Revenues</b>	<b>\$ 880,307</b>	<b>\$ 937,087</b>	<b>6.45%</b>

**3. Revenue sources per capita - compared to the prior year**



**4. Historical trends of individual sources**



**Commentary:**

For more information on our unit's finances, contact John Stokoski at (906) 265-2514.